

WORST & BEST

Ways to Repair and Replace Your Roof

As a homeowner it's inevitable your roof will sustain damage. When it does, there are multiple options to choose from when deciding how to go about repairing or replacing your roof. We will address all the options and break down the average prices and lifespan of your roof for each option.



DIY
\$150 - \$3,000
1 - 2 year
Lifespan

PROS

- Cost effective
- Covers immediate damage

CONS

- Only repairing outside problem and not the real issue
- Continued maintenance
- Temporary solution
- Not covered by insurance



Handyman
\$4,000 - \$6,000
2 - 10 year
Lifespan

PROS

- Cheaper than hiring a professional
- Better quality job than a DIY

CONS

- Only repairing outside problem and not the real issue
- Not a roof expert
- Lower quality work compared to a professional
- Not covered by insurance



Professional
\$7,500 - \$10,000
15 - 25 year
Lifespan

PROS

- High quality job
- Roof will last longer
- Price mostly covered by insurance

CONS

- High costs
- Cuts corners to lower costs
- Underpaid claims by insurance will cause you to pay out of pocket
- lack of communication with insurance



DHI Roofing
\$500 - \$2500
(Estimated Price of Deductable)
15 - 25 year
Lifespan

PROS

- High quality job
- Roof will last longer
- Work with insurance to cover all expenses
- Accurate damage assessment

CONS


- Lack of homeowner awareness for working on your behalf with insurance providers

Ways Roofers Cut Corners to Save Them Money and Cost You!




Installing new roof over old roof

Nails need to drive through the shingle and have a strong grip or "bite" on the roof deck. Layering the old roof on new roof will decrease the bite and lower the bite and lower wind resistance of the shingle.




Re-using old components

Flashing such as valley, drip edge, and pipe jacks are typically damaged during construction and should not be re-used. Re-using damaged components could cause future problems



Not installing Ice and Water Shield

Ice and Water Shield helps reduce water build-up on top of the roof decking. Without the shield, ice can melt and rot roof decking, which can damage the structure of the home.



Under Qualified Labor

A major issue is that roofers in many states are not required to carry a license or have continued learning. This results in a lack of training, standards and quality of work industry wide.

Be sure to think things through before making your final roofing decisions!



(816) 408-3677
(913) 286-7898
(402) 235-9951
<https://dhiroofing.com>

Sources:

- <http://www.roofingcalc.com/roof-repair-cost/>
- <http://www.homeadvisor.com/cost/roofing/install-a-roof/>
- <http://www.angieslist.com/articles/how-much-does-roof-replacement-cost.htm>
- <https://www.thespruce.com/best-roofing-materials-for-longevity-1821951>